



## 60W SWITCHING POWER SUPPLY SINGLE OUTPUT WL-60 Series

**Dimension**  
 L:208 mm  
 W:30mm  
 H:19mm  
 Weight: 0.115Kg



### ■Applications

- .Industrial automation machiner
- .Industrial control system
- .Testing and measuring instrum€
- .Household appliances
- .Led lighting appliances
- .Aging equipment
- .IT communication equipment

### ■Features

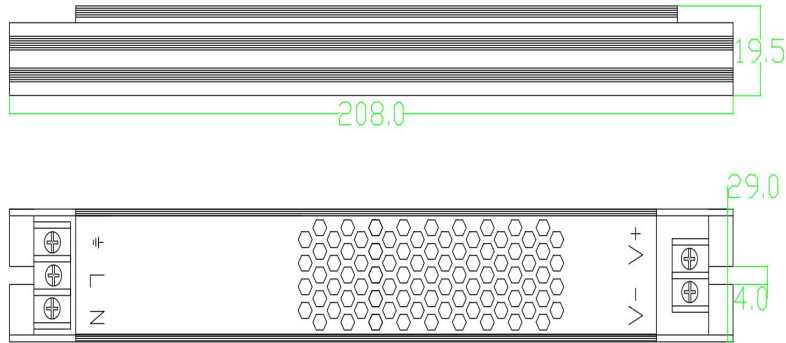
- .Protection: short-circuit, overload
- .cooling by free air convection
- .LED indicator for power on
- .100% full-load aged
- .No-load consumption <0.7W
- .Withstand 300VAC surge input for 5 seconds
- .Working temperature up to 60°C
- .5G vibration tested
- .High efficiency,long life,high reliability
- .2 years warranty



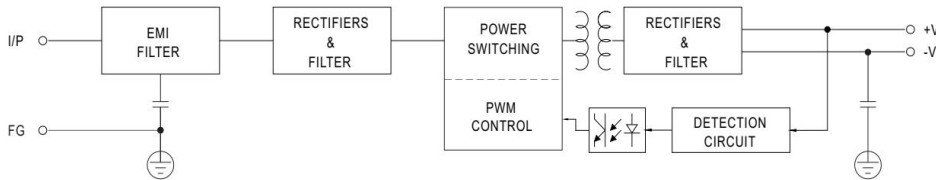
### Specifications

Product No.		WL-60-12	WL-60-24				
Output	DC voltage	12V	24V				
	Rated Current	5A	2.5A				
	Current Range	0-5A	0-2.5A				
	Rated Power	60W	60W				
	Ripple and Noise(Max)Note.2	150mVp-p	240mVp-p				
	Voltage adjustment	10.8-13.2V	22-27.6V				
	Voltage Accuracy Note3	±1%	±1%				
	Linear Adjustment Note4	±0.5%	±0.5%				
	Load Adjustment Note5	±0.5%	±0.5%				
	Start and rise time	1000ms,30ms/230VAC 1000ms,30ms/110V					
Hold time (Typ)	50ms/230VAC 110V10mS						
Input	Voltage range	110-264VAC					
	Frequency range	50HZ					
	Efficiency (Typ)	83%	86%				
	AC current (Typ)	0.56A/220V					
	Surge current (Typ)	Cold Start: 65A/230VAC					
	Current leak	<2mA/240VAC					
Protection	Overload	Larger than 105% of capacity					
		Protection type : Hiccup mode, recovers automatically after fault condition is removed					
	Overheat	Overheat protection starts when temperature in transistor over 140°C					
	Recovers automatically after temperature is normal.						
Environment	Working temp.	-20~+50°C(Refer to the tenuation curve)					
	Working humidity	20~90% RH, without condense					
	Storage temp & hmdty	-40~+80°C					
	Temp. coefficient	±0.03%/°C (0~50°C)					
	Vibration proof	10~500HZ,5G 10min / cycle, X、Y、Z axes 60 min each					
Safety reg. & EMC (Note.6)	Safety regulation	GB195110.1-2004/IEC61347-1:2003 CE(EMC+LVD)					
	Voltage proof	I/P-O:1.5KVAC I/P-FG:1.5KVAC O/P-FG:0.5KVAC					
	insulation resistance	I/P-O/P, I/P-FG,O/P-FG:100M Ohms/500VDC/25°C/70% RH					
	EMC irradiation	EN 55022A:2006;EN61000-3-2:1995+A2:2005					
	EMC disturbance proof	EN 61000-3-2:2006;					
	Dimensions	130*50*31mm(L*W*H)					
	Packing	0.115kg/PCS;72PCS/8.3kg					
Notes:	1. All parameters NOT specially mentioed are measured at 230VAC input, rated load and 25°C of ambient temperature.						
	2.Ripple and noise are measured at 20MHz bandwidth by using a 12" twisted pair-wire terminated with a 0.1µF and a 47 µF parallel capacitor.						
	3.Accuracy: including preset errors, linear adjustment rate and load adjustment rate.						
	4.Linear adjustment: taken under rated load from low voltage to high voltage.						
	5.Load adjustment: taken under 0~100% of rated load.						
	6. The power supply is taken as part of the whole system, and needs to be confirmed with final equipment for EMC.						

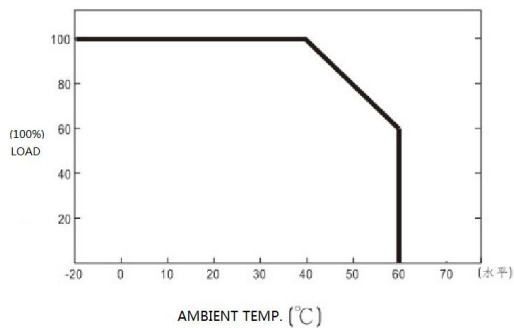
■ Mechanical Specification



■ Block Diagram



■ Derating Curve



■ Output Derating VS Input Voltage

