



36W SWITCHING POWER SUPPLY SINGLE OUTPUT

WL-36 Series

Dimension
 L:150 mm
 W:30 mm
 H:19mm
 Weight: 0.0824Kg



■Applications

- .Industrial automation machiner
- .Industrial control system
- .Testing and measuring instrument
- .Household appliances
- .Led lighting appliances
- .Aging equipment
- .IT communication equipment

■Features

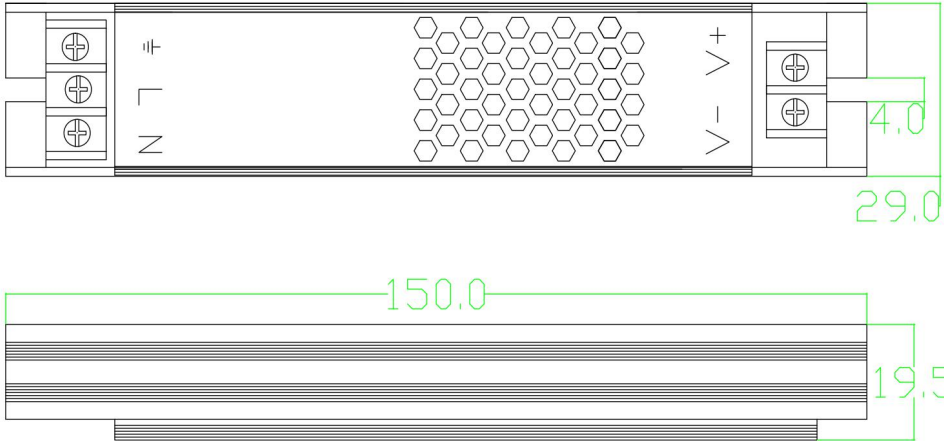
- .Protection: short-circuit, overload
- .cooling by free air convection
- .LED indicator for power on
- .100% full-load aged
- .No-load consumption <0.7W
- .Withstand 300VAC surge input for 5 seconds
- .Working temperature up to 60°C
- .5G vibration tested
- .High efficiency,long life,high reliability
- .2 years warranty



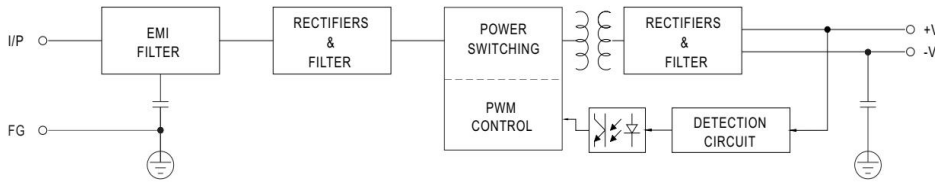
Specifications

Product No.		WL-36-12	WL-36-24			
Output	DC voltage	12V	24V			
	Rated Current	3A	1.5A			
	Current Range	0-3A	0-1.5A			
	Rated Power	36W	36W			
	Ripple and Noise(Max)Note.2	150mVp-p	240mVp-p			
	Voltage adjustment	10.8-13.2V	22-27.6V			
	Voltage Accuracy Note3	±1%	±1%			
	Linear Adjustment Note4	±0.5%	±0.5%			
	Load Adjustment Note5	±0.5%	±0.5%			
	Start and rise time	1000ms,30ms/230VAC 1000ms,30ms/110V				
Hold time (Typ)	50ms/230VAC 10ms/115AC					
Input	Voltage range	100-240VAC				
	Frequency range	47-63HZ				
	Efficiency (Typ)	80%	81%			
	AC current (Typ)	0.57A/100V 0.23A/220V				
	Surge current (Typ)	Cold Start: 65A/230VAC				
	Current leak	<2mA/240VAC				
Protection	Overload	Larger than 105% of capacity				
		Protection type : Hiccup mode, recovers automatically after fault condition is removed				
	Overvoltage					
	Overheat					
Environment	Working temp.	-20~+60°C (Refer to the tenuation curve)				
	Working humidity	20~90% RH, without condense				
	Storage temp & hmdty	-40~+80°C				
	Temp. coefficient	±0.03%/°C (0~50°C)				
	Vibration proof	10~500HZ,5G 10min / cycle, X、Y、Z axes 60 min each				
Safety reg. & EMC (Note.6)	Safety regulation	GB195110.1-2004/IEC61347-1:2003 CE(EMC+LVD)				
	Voltage proof	I/P-O:1.5KVAC I/P-FG:1.5KVAC O/P-FG:0.5KVAC				
	insulation resistance	I/P-O/P, I/P-FG,O/P-FG:100M Ohms/500VDC/25°C/70% RH				
	EMC irradiation	EN 55022A:2006;EN61000-3-2:1995+A2:2005				
	EMC disturbance proof	EN 61000-3-2:2006;				
	Dimensions	150x30x19mm(L*W*H)				
	Packing	0.082kg/PCS;150PCS/12.4kg				
Notes:	1. All parameters NOT specially mentioed are measured at 230VAC input, rated load and 25°C of ambient temperature.					
	2.Ripple and noise are measured at 20MHz bandwidth by using a 12" twisted pair-wire terminated with a 0.1µF and a 47 µF parallel capacitor.					
	3.Accuracy: including preset errors, linear adjustment rate and load adjustment rate.					
	4.Linear adjustment: taken under rated load from low voltage to high voltage.					
	5.Load adjustment: taken under 0~100% of rated load.					
	6. The power supply is taken as part of the whole system, and needs to be confirmed with final equipment for EMC.					

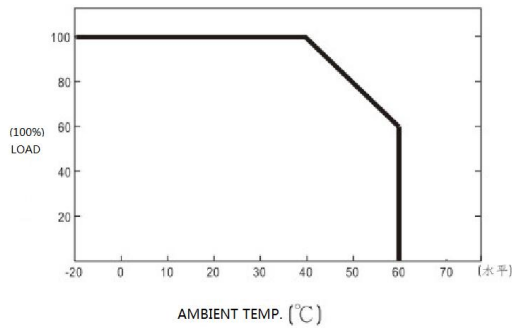
■ Mechanical Specification



■ Block Diagram



■ Derating Curve



■ Output Derating VS Input Voltage

