



400W LED POWER SUPPLY SINGLE OUTPUT

■ Applications

- Industrial controlsystem
- Industrial automation machinery
- Mechanical and electrical equipment
- Electronic instruments, equipments or apparatus
- LED Lighting Series

■ Features

- International broad voltage AC input
- Protection: short-circuit, overload,overheat
- 100% full-load aged
- 300VAC surge for 5 seconds withstandable
- Working temperature up to 60°C
- 5G vibration tested
- High efficiency, long life span, and high reliability
- 3 years warranty

Dimension

L: 215 mm

W:115 mm

H:50mm

Weight: 0.8Kg



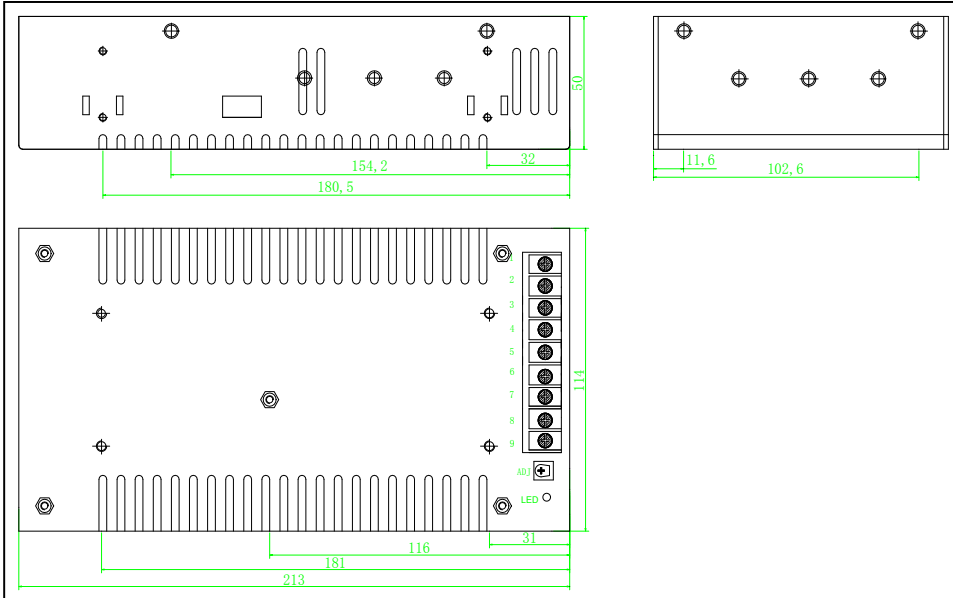
Specifications

Product No.		NW-400-12	NW-400-15	NW-400-24	NW-400-48		
Output	DC voltage	12V	15V	24V	48V		
	Rated Current	33A	26.6A	16.6A	8.3A		
	Current Range	0-33A	0-26.6A	0-16.6A	0-8.3A		
	Rated Power	400W	400W	400W	400W		
	Ripple and Noise(Max)Note.2	150mVp-p	180mVp-p	240mVp-p	250mVp-p		
	Voltage adjustment	10.8-13.2V	13.5-16.5V	22-27.6V	44-52V		
	Voltage Accuracy Note3	±1%	±1%	±1%	±1%		
	Linear Adjustment Note4	±0.5%	±0.5%	±0.5%	±0.5%		
	Load Adjustment Note5	±0.5%	±0.5%	±0.5%	±0.5%		
	Start and rise time	1000ms,30ms/230VAC					
	Hold time (Typ)	50ms/230VAC					
Input	Voltage range	AC 220±15%					
	Frequency range	50HZ					
	Efficiency (Typ)	80%	81%	82%	82%		
	AC current (Typ)	3.8A/220V					
	Surge current (Typ)	Cold Start: 65A/230VAC					
	Current leak	<2mA/240VAC					
Protection	Overload	Larger than 105% of capacity restoration after abnormality removed					
	Overvoltage	Protection type: Turn off the output voltage and resume after restart					
	Overheat						
Environment	Working temp.	-20~+60°C (Refer to the tenuation curve)					
	Working humidity	20~90% RH, without condense					
	Storage temp & hmdty	-40~+80°C					
	Temp. coefficient	±0.03%/°C (0~50°C)					
	Vibration proof	10~500HZ,5G 10min / cycle, X、Y、Z axes 60 min each					
Safety reg. & EMC (Note.6)	Safety regulation	GB195110.1-2004/IEC61347-1:2003 CE(EMC+LVD)					
	Voltage proof	I/P-O:1.5KVAC I/P-FG:1.5KVAC O/P-FG:0.5KVAC					
	insulation resistance	I/P-O/P, I/P-FG,O/P-FG:100M Ohms/500VDC/25°C/70% RH					
	EMC irradiation	EN 55022A:2006;EN61000-3-2:1995+A2:2005					
	EMC disturbance proof	EN 61000-3-2:2006;					
	Dimensions	215*115*50mm(L*W*H)					
	Packing	0.8kg/PCS;24PCS/21.2kg					
Notes:	<p>1. Unless specially indicated, all data are taken under 230VAC input, rated load and 25°C environment temp.</p> <p>2. Ripple and noise: measured with a 12" double ripple cord connected in parallel with a 0.1μF and a 47 μF capacitor on 20MHz bandwidth.</p> <p>3. Accuracy: including preset errors, linear adjustment rate and load adjustment rate.</p> <p>4. Linear adjustment: taken under rated load from low voltage to high voltage.</p>						

5. Load adjustment: taken under 0~100% of rated load.

6. Power supply is taken as part of the whole system, and needs to be confirmed with terminal instruments for EMC.

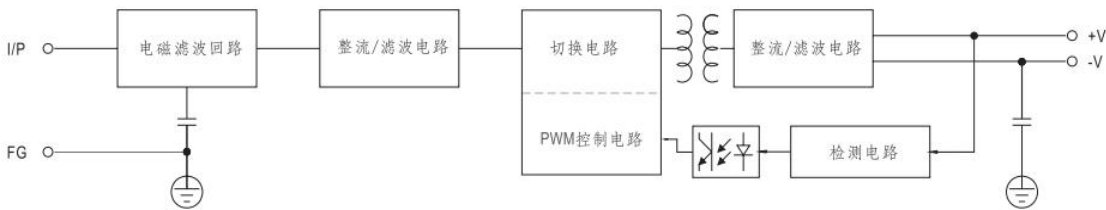
Appearance



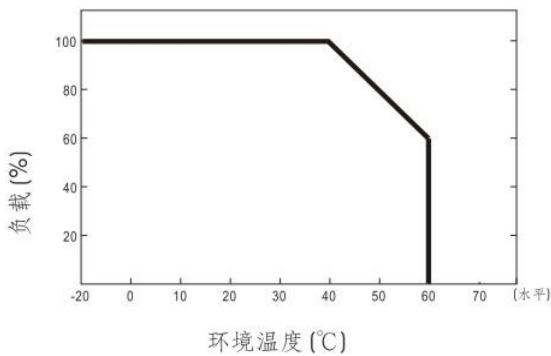
Terminal foot definition

Foot No.	Foot func.	Foot No.	Foot func.
1	AC/L	6	OUTPUT-
2	AC/N	7	OUTPUT+
3	FG	8	OUTPUT+
4	OUTPUT-	9	OUTPUT+
5	OUTPUT-	-	-

Frame diagram



Tenuation curve



Static property curve

