



## 72W STANDARD SWITCHING POWER SUPPLY SINGLE OUTPUT

(Dimension)

L:342 mm

W:18mm

H:18mm

Weight: 0.108Kg



### ■Applications

- .Industrial automation machinery
- .Mechanical,electrical equipment
- .LED slim lighting equipment
- .IT communication equipment
- .Aging equipment

### ■Features

- .Over-load,Over-temp. protection
- .cooling by free air convection
- .LED power indicator
- .100% full load burn-in test
- .No-load consumption <0.7W
- .Withstand 300VAC surge input for 5 seconds
- .Working temperature up to 60°C
- .5G vibration tested
- .High efficiency,long life,high reliability
- .2 years warranty

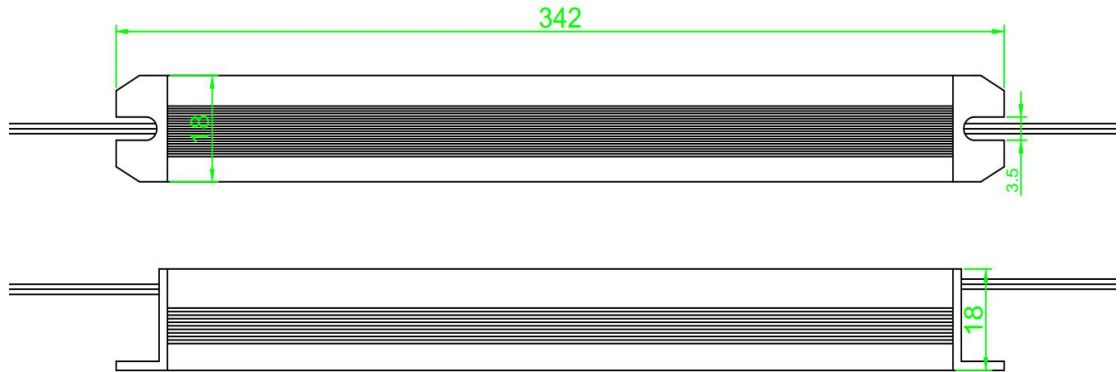


### Specifications

Product No.		DX-72-12	DX-72-24				
Output	DC voltage	12V	24V				
	Rated Current	6A	3A				
	Current Range	0-6A	0-3A				
	Rated Power	100W	100W				
	Ripple and Noise(Max)Note.2	150mVp-p	240mVp-p				
	Voltage adjustment	10.8-13.2V	22-27.6V				
	Voltage tolerance Note3	±1%	±1%				
	Linear Regulation Note4	±0.5%	±0.5%				
	Load Regulation Note5	±0.5%	±0.5%				
	Setup and rise time	1000ms,30ms/230VAC 1000ms,30ms/110V					
Hold up time (Typ)	50ms/230VAC 10ms/115AC						
Input	Voltage range	AC 110V±15%/AC 220±15%					
	Frequency range	50HZ/60HZ					
	Efficiency (Typ)	81%	83%				
	AC current (Typ)	1.47A/100V 0.55A/220V					
	Surge (Inrush) current (Typ)	Cold start: 65A/230VAC					
	Leakage Current	<2mA/240VAC					
Protection	Overload	>105% rated output power					
		Protection type: Hiccup mode, recovers automatically after fault condition is removed					
	Over temperature	Overheat protection starts when temperature in transistor over 140°C Recovers automatically after temperature is normal.					
Environment	Working temp.	-20~+50°C(Please refer to the attenuation curve)					
	Working humidity	20~90% RH,Non-condensing					
	Storage temp & hmdty	-40~+80°C					
	Temp. coefficient	±0.03%/°C (0~50°C)					
	Vibration proof	10~500HZ,5G 10min/1 cycle, period for 60min. each along X、Y、Z axes					
Safety reg. & EMC (Note.6)	Safety regulation	GB195110.1-2004/IEC61347-1:2003 CE(EMC+LVD)					
	Voltage proof	I/P-O:1.5KVAC I/P-FG:1.5KVAC O/P-FG:0.5KVAC					
	Isolation resistance	I/P-O/P, I/P-FG,O/P-FG:100M Ohms/500VDC/25°C/70% RH					
	EMC irradiation	EN 55022A:2006;EN61000-3-2:1995+A2:2005					
	EMC disturbance proof	EN 61000-3-2:2006;					
Others	Dimensions	342*18*18mm(L*W*H)					
	Packing	0.108kg/PCS;100PCS/10.8kg					
Remark	<p>1. Unless specially indicated, all data are taken under 230VAC input, rated load and 25°C environment temp.</p> <p>2.Ripple and noise: measured with a 12" double ripple cord connected in parallel with a 0.1μF and a 47 μF capacitor on 20MHz bandwidth.</p> <p>3.Tolerance(Accuracy): including preset errors, linear adjustment rate and load adjustment rate.</p> <p>4.Linear adjustment: taken under rated load from low voltage to high voltage.</p> <p>5.Load adjustment: taken under 0~100% of rated load.</p> <p>6. Power supply is taken as part of the whole system, and needs to be confirmed with terminal instruments for EMC.</p>						

# 72W STNADARD SWITCHING POWER SUPPLY SINGLE OUTPUT

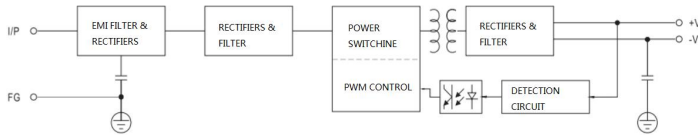
## ■ Appearance



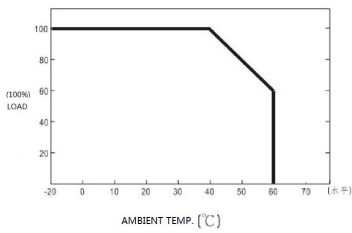
The lines Definitionn

line color	line function
white	AC/L
white	AC/N
red	OUTPUT +
balck	OUTPUT -

## ■ Frame diagram



## ■ Derating curve



## ■ Static Characteristics

