



18W STNADARD SWITCHING POWER SUPPLY SINGLE OUTPUT

(Dimension)
 L:178 mm
 W:18mm
 H:18mm
 Weight: 0.044Kg



■Applications

- .Industrial automation machinery
- .Mechanical,electrical equipment
- .LED slim lighting equipment
- .IT communication equipment
- .Aging equipment

■Features

- .Over-load,Over-temp. protection
- .cooling by free air convection
- .LED power indicator
- .100% full load burn-in test
- .No-load consumption <0.7W
- .Withstand 300VAC surge input for 5 seconds
- .Working temperature up to 60℃
- .5G vibration tested
- .High efficiency,long life,high reliability
- .2 years warranty

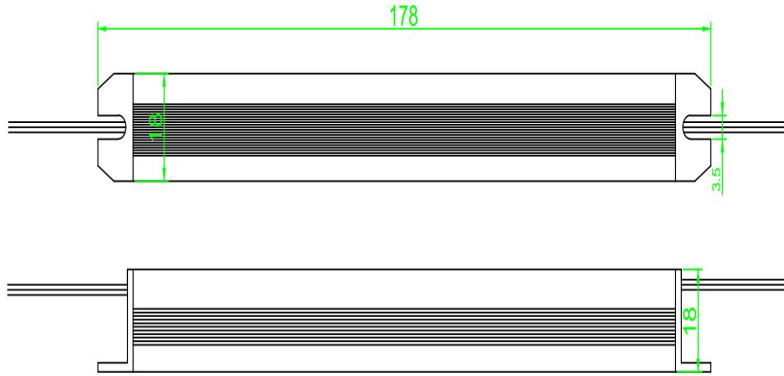


Specifications

Product No.		DX-18-12	DX-18-24				
Output	DC voltage	12V	24V				
	Rated Current	1.5A	0.75A				
	Current Range	0-1.5A	0-0.75A				
	Rated Power	18W	18W				
	Ripple and Noise(Max)Note.2	150mVp-p	240mVp-p				
	Voltage adjustment	10.8-13.2V	22-27.6V				
	Voltage tolerance Note3	±1%	±1%				
	Linear Regulation Note4	±0.5%	±0.5%				
	Load Regulation Note5	±0.5%	±0.5%				
Setup and rise time	1000ms,30ms/230VAC 1000ms,30ms/110V						
Hold up time (Typ)	50ms/230VAC 10ms/115AC						
Input	Voltage range	100-240VAC					
	Frequency range	47-63HZ					
	Efficiency (Typ)	80%	81%				
	AC current (Typ)	0.57A/100V 0.23A/220V					
	Surge (Inrush) current (Typ)	Cold start: 65A/230VAC					
	Leakage Current	<2mA/240VAC					
Protection	Overload	>105% rated output power					
		Protection type: Hiccup mode, recovers automatically after fault condition is removed					
	Over temperature	Overheat protection starts when temperature in transistor over 140℃ Recoveres automatically after temperature is normal.					
Environment	Working temp.	-20~+50℃(Please refer to the attenuation curve)					
	Working humidity	20~90% RH,Non-condensing					
	Storage temp & hmdty	-40~+80℃					
	Temp. coefficient	±0.03%/℃ (0~50℃)					
	Vibration proof	10~500HZ,5G 10min/1 cycle, period for 60min. each along X、Y、Z axes					
Safety reg. & EMC (Note.6)	Safety regulation	GB195110.1-2004/IEC61347-1:2003 CE(EMC+LVD)					
	Voltage proof	I/P-O:1.5KVAC I/P-FG:1.5KVAC O/P-FG:0.5KVAC					
	Isolation resistance	I/P-O/P, I/P-FG,O/P-FG:100M Ohms/500VDC/25℃/70% RH					
	EMC irradiation	EN 55022A:2006;EN61000-3-2:1995+A2:2005					
	EMC disturbance proof	EN 61000-3-2:2006;					
Others	Dimensions	178x18x18mm(L*W*H)					
	Packing	0.044kg/PCS;200PCS/9kg					
Remark	1. Unless specially indicated, all data are taken under 230VAC input, rated load and 25℃ environment temp. 2.Ripple and noise: measured with a 12" double ripple cord connected in parallel with a 0.1μF and a 47 μF capacitor on 20MHz bandwidth. 3.Tolerance(Accuracy): including preset errors, linear adjustment rate and load adjustment rate. 4.Linear adjustment: taken under rated load from low voltage to high voltage. 5.Load adjustment: taken under 0~100% of rated load. 6. Power supply is taken as part of the whole system, and needs to be confirmed with terminal instruments for EMC.						

18W STANDARD SWITCHING POWER SUPPLY SINGLE OUTPUT

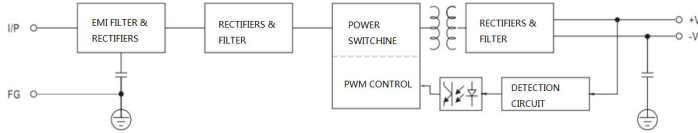
Appearance



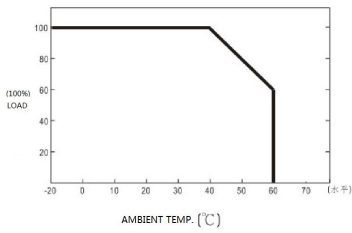
The lines Definitionn

line color	line function
white	AC/L
white	AC/N
red	OUTPUT +
balck	OUTPUT -

Frame diagram



Derating curve



Static Characteristics

